

Registering for Patient Online Access

To register, go to

<https://www.heathbridgepractice.co.uk/patient-online-access-form>

Enter your details in the online form (highlighted in yellow) :

1. Title
2. NHS number (<https://www.nhs.uk/find-nhs-number/what-is-your-name>)
3. Surname
4. First Names
5. Date of Birth
6. Mobile Phone
7. Email
8. Home Address

The screenshot shows a registration form titled "PATIENT ONLINE ACCESS". The form contains the following fields and sections:

- Title ***: A dropdown menu with options MR, MRS, MISS, MS, DR, MX, OTHER, and a text input field for "OTHER".
- NHS Number**: A text input field.
- SURNAME ***: A text input field.
- FIRST NAMES ***: A text input field.
- PREVIOUS SURNAME**: A text input field.
- DATE OF BIRTH ***: A date picker field.
- HOME PHONE**: A text input field.
- MOBILE PHONE ***: A text input field.
- **EMAIL ***: A text input field.
- ADDRESS ***: A text input field.

At the bottom of the form, there is a blue "Continue" button and a green circular logo.

OR

Go to <https://www.heathbridgepractice.co.uk/register>

Then click

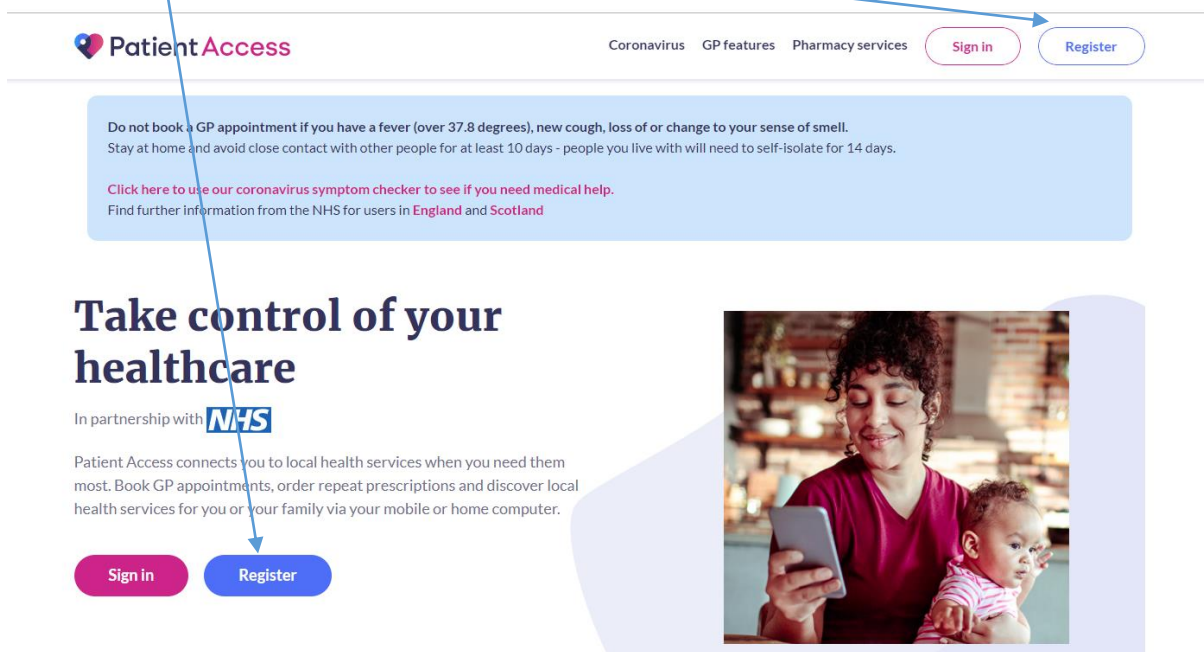
To download our registration form instead [CLICK HERE](#)

After filling out the form, please send it to swlccg.heathbridgeadmin@nhs.net

Once you've received the confirmation letter – 48 hours. Go to www.patientaccess.com


 patientaccess.com

Click **Register**



The screenshot shows the Patient Access website interface. At the top left is the Patient Access logo. To the right are navigation links for Coronavirus, GP features, and Pharmacy services. Further right are two buttons: 'Sign in' and 'Register'. A blue arrow points from the text 'Click Register' to the 'Register' button. Below the navigation is a blue banner with COVID-19 related text and links. The main content area features the heading 'Take control of your healthcare' and the NHS logo. Below this is a paragraph about the service and two buttons: 'Sign in' and 'Register'. A photograph of a woman holding a baby while looking at a smartphone is positioned to the right of the text.

Take control of your healthcare

In partnership with 

Patient Access connects you to local health services when you need them most. Book GP appointments, order repeat prescriptions and discover local health services for you or your family via your mobile or home computer.

[Sign in](#) [Register](#)

Enter your details (highlighted in yellow) and click **Continue**

Create your Patient Access account

Already have an account? [Sign in to Patient Access](#)

Enter your personal details

First name

Last name

Your home postcode

Date of birth



Gender (optional)



Why do we ask for this information

Continue

Enter a valid email address and desired password.

Tick I accept the Terms and Conditions then click **Create Account**

Create your Patient Access account

Already have an account? [Sign in to Patient Access](#)

[← Back](#) **Enter account details**

Email address

name@example.com

Password

Password



Your new password must be at least 12 characters long with a mix of numbers, uppercase and lowercase letters and should not have been previously used.

I accept the [Terms and Conditions](#)

Receive news and marketing communications from Patient Access.

Create account

Choose a **memorable word** and a **hint**. Then click **Continue**

Create your Patient Access Memorable Word

As an additional measure to keep your account safe, you will be required to set up a memorable word or phrase that only you know. This must be a minimum of 8 characters and is case sensitive. You will be asked to enter characters from it when you sign in. [More information.](#)

It will become mandatory to have this Memorable Word set up within next 24 hours.

Memorable Word

Hint for your Memorable Word

0/128

[Continue](#)

[Skip for now](#)

Enter valid mobile number. Then click **Continue**

Please provide your mobile number

A valid mobile number is required to verify your identity in case you ever forget your password or Memorable Word and need to reset those. Please note, your password or Memorable Word cannot be reset if you do not have a valid email address and mobile number on your account.

Mobile number

e.g. 07687965753

Continue

[Skip for now](#)

Click **Send verification email**

Verify your email address now

Your email address [REDACTED]@nhs.net is not verified yet. Please use the button below to send a verification link to your email inbox. You will not be able to sign in to your account with an unverified email address after **27 May 2021**.

If you do not have access to the email address [REDACTED]@nhs.net, you can **skip it for now** and change your email address from your account settings.

[Send verification email](#)

[Skip for now](#)

This will appear on the screen. Please **go to your email**.



Email verification successful

Your email address [REDACTED] is now verified.

[Sign in to Patient Access](#)

Once you've access your email and verified your email address, click **Sign in to Patient Access**

Sign in to Patient Access

[Forgot Password](#) | [Forgot Email](#)

Click **Link your GP practice**

Would you like to link your GP practice to your account?

In partnership with **NHS**

Additional features that you'll have access to by linking your GP practice:

- Book GP appointments
- Order repeat medication
- View your medical record
- Act on behalf of someone
- Message your GP

Please bear in mind that some GP practices might not support Patient Access features.

Link your GP practice

Skip for now

Enter the Postcode of the practice SW15 2TL and click Search



[< Back](#)

1. Your Practice

Please supply a postcode or the name of the practice where you are currently registered as a patient.

* If your practice is not located in England [click here](#) instead.

Click **The Heathbridge Practice** then click **Continue**






[< Back](#)

1. Your Practice

Please supply a postcode or the name of the practice where you are currently registered as a patient.

* If your practice is not located in England [click here](#) instead.

Select your practice from the results below.

- **The Heathbridge Practice**
125 Upper Richmond Road, London, Greater London
SW15 2TL
+44 (0) 2082464070
- **Putneymead Group Medical Practice**
266 Upper Richmond Road, Putney, London, Greater London
SW15 6TQ
+44 (0) 2087880686
- **Chartfield Surgery**
30 Chartfield Avenue, Putney, London, Greater London
SW15 6HG
+44 (0) 2087886442

Click **Yes** *if you've received the letter from the practice* upon registration to **Online Access**

Have you received a registration letter from your practice?

 Yes No

What is a registration letter?

A registration letter contains important information required to register for full access to online services.

If you do not have a registration letter you can select the 'No' button above and continue with basic online access, which will allow you to book a single appointment. You can also contact your practice directly to find out the options available to you to verify your identity and get full access.

You have requested access to online services.

Accessing online services

To access online services:

1. Create an account with one of the following service providers:

Service provider	Website
Patient Access	https://www.patientaccess.com
i-Patient	https://i-patient.net

2. Provide the following online services account details when prompted:

Linkage Key	cEypBGddUAQx5
ODS Code	100035
Account ID	602333100035

Note: The account details are unique to you and were provided by The Jenner Practice .

Enter Linkage Key and **Account ID** then click **Confirm**

Have you received a registration letter from your practice?

Yes

No

Link To Practice

To link to your practice, please enter the following details from your registration letter. If you do not have a registration letter, please select the 'No' button above.

Linkage Key

Account ID

Confirm